






Horizontal Closure

No.	Model	Picture	Fibers/Tray	Tray Number	Fiber Capacity	Cable Port	Sealing	Dimension	Valve	Grounding Wire
1	HYTT-FOSC-BIM-A6S24-1VG		24	1	24	6	mechanical	390(L)*210(W)*120(H)mm	yes	yes
2	HYTT-FOSC-BIM-A6S24-2VG		24	2	48	6	mechanical	390(L)*210(W)*120(H)mm	yes	yes
3	HYTT-FOSC-BIM-A6S24-3VG		24	3	72	6	mechanical	390(L)*210(W)*120(H)mm	yes	yes
4	HYTT-FOSC-BIM-A6S24-4VG		24	4	96	6	mechanical	390(L)*210(W)*120(H)mm	yes	yes
5	HYTT-FOSC-BIM-B6S24-1VG		24	1	24	6	mechanical	320(L)*210(W)*85(H)mm	yes	yes
6	HYTT-FOSC-BIM-B6S24-2VG		24	2	48	6	mechanical	320(L)*210(W)*85(H)mm	yes	yes
7	HYTT-FOSC-BIM-B6S24-3VG		24	3	72	6	mechanical	320(L)*210(W)*85(H)mm	yes	yes
8	HYTT-FOSC-BIM-B6S24-4VG		24	4	96	6	mechanical	320(L)*210(W)*85(H)mm	yes	yes
9	HYTT-FOSC-BIM-C8S24-1VG		24	1	24	8	mechanical	450(L)*220(W)*110(H)mm	yes	yes
10	HYTT-FOSC-BIM-C8S24-2VG		24	2	48	8	mechanical	450(L)*220(W)*110(H)mm	yes	yes
11	HYTT-FOSC-BIM-C8S24-3VG		24	3	72	8	mechanical	450(L)*220(W)*110(H)mm	yes	yes
12	HYTT-FOSC-BIM-C8S24-4VG		24	4	96	8	mechanical	450(L)*220(W)*110(H)mm	yes	yes

No.	Model	Picture	Fibers/Tray	Tray Number	Fiber Capacity	Cable Port	Sealing	Dimension	Valve	Grounding Wire	
13	HYTT-FOSC-BIM-D6S24-1VG		24	1	24	6	mechanical	395(L)*195(W)*130(H)mm	yes	yes	
14	HYTT-FOSC-BIM-D6S24-2VG		24	2	48	6	mechanical	395(L)*195(W)*130(H)mm	yes	yes	
15	HYTT-FOSC-BIM-D6S24-3VG		24	3	72	6	mechanical	395(L)*195(W)*130(H)mm	yes	yes	
16	HYTT-FOSC-BIM-D6S24-4VG		24	4	96	6	mechanical	395(L)*195(W)*130(H)mm	yes	yes	
17	HYTT-FOSC-BIM-E6S24-1VG		24	1	24	6	mechanical	430(L)*180(W)*125(H)mm	yes	yes	
18	HYTT-FOSC-BIM-E6S24-2VG		24	2	48	6	mechanical	430(L)*180(W)*125(H)mm	yes	yes	
19	HYTT-FOSC-BIM-E6S24-3VG		24	3	72	6	mechanical	430(L)*180(W)*125(H)mm	yes	yes	
20	HYTT-FOSC-BIM-E6S24-4VG		24	4	96	6	mechanical	430(L)*180(W)*125(H)mm	yes	yes	
21	HYTT-FOSC-BIM-F4S24-1VG		24	1	24	4	mechanical	340(L)*150(W)*70(H)mm	yes	yes	
22	HYTT-FOSC-BIM-F4S24-2VG		24	2	48	4	mechanical	340(L)*150(W)*70(H)mm	yes	yes	
Cap Closure											

No.	Model	Picture	Fibers/Tray	Tray Number	Fiber Capacity	Cable Port	Sealing	Dimension	Valve	Grounding Wire
23	HYTT-FOSC-BDH-A4S24-1VG		24	1	24	4	heat shrink	190(D)*440(H)mm	yes	yes
24	HYTT-FOSC-BDH-A4S24-2VG		24	2	48	4	heat shrink	190(D)*440(H)mm	yes	yes
25	HYTT-FOSC-BDH-A4S24-3VG		24	3	72	4	heat shrink	190(D)*440(H)mm	yes	yes
26	HYTT-FOSC-BDH-A4S24-4VG		24	4	96	4	heat shrink	190(D)*440(H)mm	yes	yes
27	HYTT-FOSC-BDH-B5S24-1VG		24	1	24	5	heat shrink	190(D)*420(H)mm	yes	yes
28	HYTT-FOSC-BDH-B5S24-2VG		24	2	48	5	heat shrink	190(D)*420(H)mm	yes	yes
29	HYTT-FOSC-BDH-B5S24-3VG		24	3	72	5	heat shrink	190(D)*420(H)mm	yes	yes
30	HYTT-FOSC-BDH-B5S24-4VG		24	4	96	5	heat shrink	190(D)*420(H)mm	yes	yes
31	HYTT-FOSC-BDH-C5S48-1VG		48	1	48	5	heat shrink	220(D)*490(H)mm	yes	yes
32	HYTT-FOSC-BDH-C5S48-2VG		48	2	96	5	heat shrink	220(D)*490(H)mm	yes	yes
33	HYTT-FOSC-BDH-C5S48-3VG		48	3	144	5	heat shrink	220(D)*490(H)mm	yes	yes
34	HYTT-FOSC-BDH-C5S48-4VG		48	4	192	5	heat shrink	220(D)*490(H)mm	yes	yes
35	HYTT-FOSC-BDH-C5S48-5VG		48	5	240	5	heat shrink	220(D)*490(H)mm	yes	yes
36	HYTT-FOSC-BDH-C5S48-6VG		48	6	288	5	heat shrink	220(D)*490(H)mm	yes	yes

No.	Model	Picture	Fibers/Tray	Tray Number	Fiber Capacity	Cable Port	Sealing	Dimension	Valve	Grounding Wire
37	HYTT-FOSC-BDH-D7S24-1VG		24	1	24	7	heat shrink	220(D)*450(H)mm	yes	yes
38	HYTT-FOSC-BDH-D7S24-2VG		24	2	48	7	heat shrink	220(D)*450(H)mm	yes	yes
39	HYTT-FOSC-BDH-D7S24-3VG		24	3	72	7	heat shrink	220(D)*450(H)mm	yes	yes
40	HYTT-FOSC-BDH-D7S24-4VG		24	4	96	7	heat shrink	220(D)*450(H)mm	yes	yes
41	HYTT-FOSC-BDH-D7S24-5VG		24	5	120	7	heat shrink	220(D)*450(H)mm	yes	yes
42	HYTT-FOSC-BDH-D7S24-6VG		24	6	144	7	heat shrink	220(D)*450(H)mm	yes	yes
43	HYTT-FOSC-BDH-D7S24-7VG		24	7	168	7	heat shrink	220(D)*450(H)mm	yes	yes
44	HYTT-FOSC-BDH-D7S24-8VG		24	8	192	7	heat shrink	220(D)*450(H)mm	yes	yes
45	HYTT-FOSC-BDH-D7S24-9VG		24	9	216	7	heat shrink	220(D)*450(H)mm	yes	yes
46	HYTT-FOSC-BDH-D7S24-10VG		24	10	240	7	heat shrink	220(D)*450(H)mm	yes	yes
47	HYTT-FOSC-BDM-A4S24-1VG		24	1	24	4	mechanical	190(D)*430(H)mm	yes	yes
48	HYTT-FOSC-BDM-A4S24-2VG		24	2	48	4	mechanical	190(D)*430(H)mm	yes	yes
49	HYTT-FOSC-BDM-A4S24-3VG		24	3	72	4	mechanical	190(D)*430(H)mm	yes	yes
50	HYTT-FOSC-BDM-A4S24-4VG		24	4	96	4	mechanical	190(D)*430(H)mm	yes	yes
51	HYTT-FOSC-BDM-B4S12-1VG		12	1	12	4	mechanical	190(D)*310(H)mm	yes	yes
52	HYTT-FOSC-BDM-B4S12-2VG		12	2	24	4	mechanical	190(D)*310(H)mm	yes	yes

No.	Model	Picture	Fibers/Tray	Tray Number	Fiber Capacity	Cable Port	Sealing	Dimension	Valve	Grounding Wire	
53	HYTT-FOSC-BDM-B4S12-3VG		12	3	36	4	mechanical	190(D)*310(H)mm	yes	yes	
54	HYTT-FOSC-BDM-B4S12-4VG		12	4	48	4	mechanical	190(D)*310(H)mm	yes	yes	
Accessories											
55	Valve										
56	Grounding Wire										
57	Pole Mounting Hoop	steel with zinc plated									
58	Pole Mounting Hoop	stainless steel									
Fiber Optic Splice & Splitter Closure											
59	HYTT-FOSC-SBM-L5S24-1VG		24	1	24	5	mechanical	230(D)*435(H)mm	yes	yes	
60	HYTT-FOSC-SBM-L5S24-2VG		24	2	48	5	mechanical	230(D)*435(H)mm	yes	yes	
61	HYTT-FOSC-SDM-M5S24-1VG		24	1	24	5	mechanical	260(D)*478(H)mm	yes	yes	
62	HYTT-FOSC-SDM-M5S24-2VG		24	2	48	5	mechanical	260(D)*478(H)mm	yes	yes	
63	HYTT-FOSC-SDM-M5S24-3VG		24	3	72	5	mechanical	260(D)*478(H)mm	yes	yes	
64	HYTT-FOSC-SDM-M5S24-4VG		24	4	96	5	mechanical	260(D)*478(H)mm	yes	yes	
65	HYTT-FOSC-SDM-M5S24-5VG		24	5	120	5	mechanical	260(D)*478(H)mm	yes	yes	
FTTH Drop Cable Type Fiber Optic Splice & Splitter Closure											

No.	Model	Picture	Fibers/Tray	Tray Number	Fiber Capacity	Cable Port	Sealing	Dimension	Valve	Grounding Wire
66	HYTT-JCD-24-I2		12	4	48	1 uncut, 24 drop cable	mechanical	385*245*130mm	no, optional	no, optional
67	HYTT-JCD-16-I4		12	4	48	1 uncut, 2 round, 16 drop cable	mechanical	385*245*130mm	no, optional	no, optional
68	HYTT-JCD-24-I4		12	4	48	1 uncut, 2 round, 24 drop cable	mechanical	385*245*155mm	no, optional	no, optional